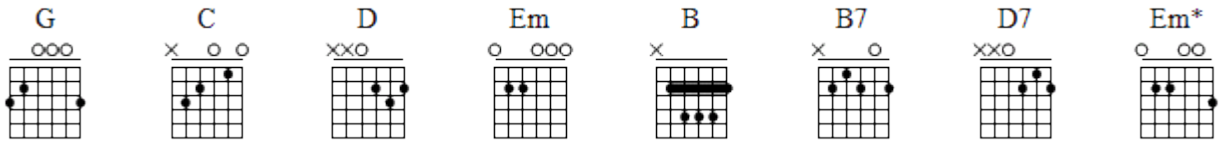


S'è tu sai

G Fusina – GF Bernardini
(I Muvrini - Giru 1990)

Tablé par ValparaisoBlue pour SUNEMU.NET



Capo: 0

Mesure: 4/4

Tonalité: G - Em (1# à la clé)

♩=130 (~)

Intro:

{Tablature disponible sur <http://www.twango.com/ValparaisoBlue>}

(Accordéon)

G C | G D | G G | C G | D G | C G |
D G | C G | D G | C G | D G |

(Ripigliu:)

G C G
S'è tu sai dimmi o cà
C G
Duv'ellu hè lu veranu
G C G
S'è tu sai duv'ellu stà
C G
S'ellu hè sempre luntanu
C
S'è tù sai
G D G
Vaì, vaì, vaì
C
S'è tù sai
G D G
Vaì, vaì, vaì

Pont A accordéon:

(Voir tablature au bas du document)

|: C G | D G :|

Em B Em
Vai è dilli ch'ella hè sempre l'ora
B Em
È qu'ellu piove fora
B7 Em
S'ellu cerca un paese
D Em
Da stacci qualchi mese
D Em
S'ellu ci vole andà
D7 Em
Dilli di caminà

Pont B accordéon:

(Voir tablature au bas du document)

Em Em* Em

Trouver d'autres tablatures de chansons corses ? <http://sunemu.net>

Obtenir la dernière version de cette tablature ? <http://www.twango.com/channel/ValparaisoBlue.public>

D7 Em
Dilli di caminà
D7 B7
Dilli di caminà

RIPIGLIU

Pont A accordéon:

|: **C G | D G** :|

Em B Em
Vai è dilli che no simu à malora
B Em
È ch'ellu neva fora
B7 Em
È da piglia pretese
D Em
Di u nostru paese
D Em
Un li manca da fà
D7 Em
Dilli di caminà

Pont B accordéon:

Em Em* Em

D7 Em
Dilli di caminà
D7 B7
Dilli di caminà

RIPIGLIU

Pont A accordéon:

|: **C G | D G** :|

Em B Em
Vai è dilli ch'ella trica l'ora
B Em
Ch'ellu hè tempacciu fora
B7 Em
Simu à sperenze appese
D Em
Ind'u nostru paese
D Em
S'ellu sole affaccà
D7 Em
Dilli di caminà

Pont B accordéon:

Em Em* Em

D7 Em
Dilli di caminà
D7 B7
Dilli di caminà

RIPIGLIU

Final accordéon (= Pont A):

|: C G | D G :|

Voici le Pont A de l'accordéon:

♩ = 130

Accordéon adapté pour guitare

1 2 3

T
A
B

T
A
B

Et le pont B:

♩ = 130

Accordéon adapté pour guitare

1 2 3 4

T
A
B

NB: Cette chanson est une rareté qui, à ma connaissance, n'a été gravée sur aucun album du groupe. Elle faisait partie du Giru 1990 et a été transcrite à partir d'un reportage de FR3 Corse (I Muvrini in Giru).

(Pour ceux qui auraient en leur possession la précédente version de cette transcription, il s'agit cette fois de la tonalité d'origine.)

S'è tu sai

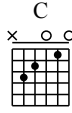
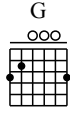
(Intro)

I Muvrini

(Giru 1990)

Words by G. Fusina

Music by G.F. Bernardini



♩ = 128

Accordéon adapté pour guitare

1

Accordéon

4/4

TAB

12 13 10 10 10 12 10 13

G C

Guitare

4/4

G C

Cordes

1

4/4

G C

Basse

4/4

TAB

0 0 3 3

Drums

4/4

Tambourin

4/4

4

Accordéon

G D G G

10 13 12 10 12 13 10 12 13 10 10 10

Guitare

G D G G

4 3 2 0 0 0 0 2 3 0 3 0 0 0 0 3 0 0 0 3

Cordes

G D G G

Basse

0 0 0 0 0 0 0 0 0 0

Drums

Tambourin

8 C G D G

Accordéon

12 12 14 12 12 12 14 12 11 14 11 12 14 12

8 C G D G

Guitare

0 0 0 0 0 0 0 0 3 0 0 0 0 0 3 0 0 0 0 0 3

1 1 1 1

Cordes

8 C G D G

6

Basse

3 3 0 0 0 4 0 2 0

8

Drums

8

Tambourin

The musical score is arranged in six systems, each for a different instrument. The top system is for the Accordion, with a treble clef and a key signature of one sharp (F#). The notes in the staff are C4, G4, D5, G5, D5, G5, and C5. Below the staff are two lines of fingerings: 10-12, 10-13-12, 13-12, 10-10, and 12. The second system is for the Guitar, with a treble clef and a key signature of one sharp. The notes are C4, G4, D5, G5, and G5. The guitar part includes fret numbers (0, 3, 2, 3) and a final chord with a bar line. The third system is for the Cords, with a treble clef and a key signature of one sharp. The notes are C4, G4, D5, and G5. The fourth system is for the Basse, with a bass clef and a key signature of one sharp. The notes are C3, G3, D4, and G4. The fifth system is for the Drums, with a treble clef and a key signature of one sharp. The notes are C4, G4, D5, G5, D5, G5, and C5. The sixth system is for the Tambourin, with a treble clef and a key signature of one sharp. The notes are C4, G4, D5, G5, D5, G5, and C5.

S'è tu sai

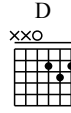
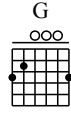
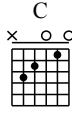
(Pont A)

I Muvrini

Giru 1990

Words by G. Fusina

Music by G.F. Bernardini



♩ = 130

Accordéon adapté pour guitare

Accordéon

C G D G

13-13 13-13 13 12-12 12-12 12 10-10 10-10 10 12-12 12-12 12

Guitare

Accordéon

C G D G

13-13 13-13 13 12-12 12-12 12 10-10 12

Guitare

S'è tu sai

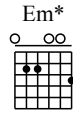
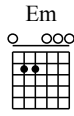
(Pont B)

I Muvrini

(Giru 1990)

Words by G. Fusina

Music by G.F. Bernardini



♩ = 130

Accordéon adapté pour guitare

Accordéon

Guitare

Accordéon

Guitare

S'è tu sai

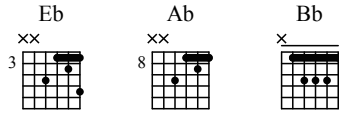
(Intro)

I Muvrini

(Giru 1990)

Words by G. Fusina

Music by G.F. Bernardini



$\text{♩} = 128$

The musical score is arranged in six staves. The top staff is for the Accordéon, followed by Guitare, Cordes, Basse, Drums, and Tambourin. The key signature is B-flat major (two flats) and the time signature is 4/4. The Guitare staff includes fretboard diagrams for Eb and Ab chords. The Basse staff includes a tablature line with fret numbers 1 and 4. The Drums and Tambourin staves use standard notation with 'x' marks for accents.

3

Accordéon

Guitare

E_b B_b E_b E_b

Cordes

E_b B_b E_b E_b

Basse

Drums

Tambourin

5

Accordéon

Guitare

Cordes

Basse

Drums

Tambourin

Ab Eb Bb Eb

8 9 8 10 6 4 3 5 1 3 3 3 1 6 4 3 5

Ab Eb Bb Eb

5 1 1 1 1 1 1 1

4

5

5

7

Accordéon

Guitare

Ab Eb Bb Eb

Cordes

Ab Eb Bb Eb

Basse

Drums

Tambourin

Accordéon
 Guitare
 Cordes
 Basse
 Drums
 Tambourin

The musical score consists of six staves. The top staff is for the Accordéon, showing a melodic line with eighth and quarter notes. The second staff is for the Guitare, showing chord changes from Ab to Eb, Bb, and Eb, with fingerings indicated by numbers 1-5. The third staff is for the Cordes, showing sustained chords corresponding to the guitar chords. The fourth staff is for the Basse, showing a bass line with fret numbers 4, 1, 4, 1, 0, 1, 1, 1, 6, 1, 1, 1. The fifth staff is for the Drums, showing a rhythmic pattern with diamond symbols. The bottom staff is for the Tambourin, showing a rhythmic pattern with 'x' symbols.

The musical score consists of five staves, each representing a different instrument. The Accordion staff shows a melodic line starting on the 11th fret, moving up stepwise and then down. The Guitar staff shows chord diagrams for Ab, Eb, Bb, Eb, and Eb, with fret numbers 8, 6, 1, 6, and 5 indicated. The Bass staff shows a bass line with fret numbers 4, 1, 4, 1, 0, 1, 1, 1. The Drums staff shows a rhythmic pattern with diamond symbols. The Tambourin staff shows a rhythmic pattern with 'x' symbols.